


PTF

Tongue & groove
Manual clamping and radial setting of jaws

High precision 4 jaws independent manual chucks Ø 1000 - 2000 mm

- closed center
- 4 jaws (all diameters)



Application/customer benefits

- Clamping of large round, square and irregular parts
- Manual radial setting of component and manual clamping
- Suitable for vertical machines. Strong body and master jaws design and option to easily mount a strong center point.
- High gripping force allowed by the strong design, with the option to increase it with a torque multiplier
- Tongue & groove master jaws (type "American Standard")

Technical features

- Manual gripping force applied by a strong and protected screw on a strong and rigid master jaw
- Manual and fine setting of master jaws for workpiece centering
- Protection from contamination with seals along the master jaw profiles
- Possibility to use jaw boxes for manual clamping mounted on the T-slots between the master jaws

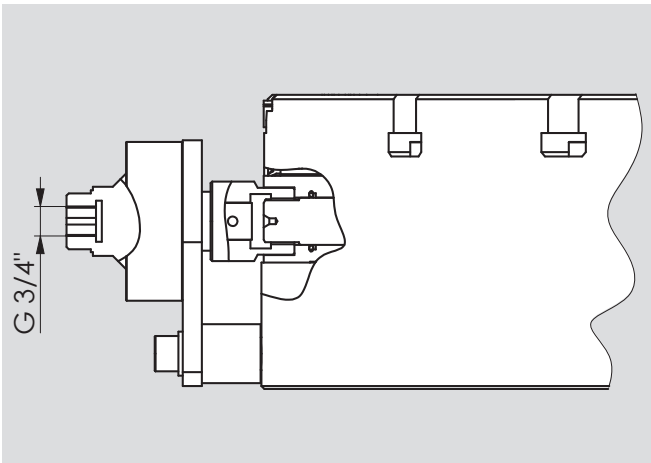
Standard equipment

- 4 jaws independent manual chuck
- 1 set of soft top jaws
- 1 regulation and actuation key
- 1 grease gun and 500 g grease

Ordering example

- 4 jaws independent chuck PTF 1600/Z720
- Id. No. 77137063
- Option: 5:1 torque multiplier p/n13506320

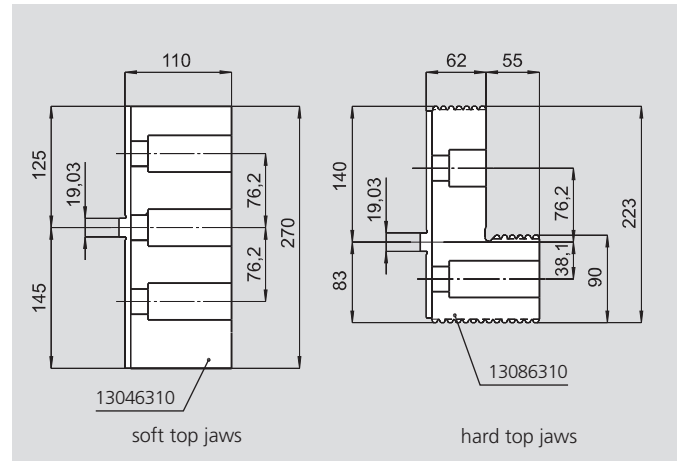
Optional: 5:1 Torque Multiplier



Optional 5:1 Torque multiplier

To achieve the maximum gripping force and speed, the easiest and more comfortable way is to use this multiplier that will increase 5 times the input torque.
Id. No. 13506320

Soft and hard top jaws for PTF



⚠ Safety advice/danger of damage:

When using taller/heavier jaws and/or clamping on a bigger diameter reduce operating torque/rotating speed accordingly.

Technical data

SMW-AUTOBLOK Type		PTF 1000	PTF 1250	PTF 1400	PTF 1600	PTF 2000
Radial jaw stroke (manual setting)	mm	60	60	60	60	80
Max. manual operating torque	Nm	600	600	700	700	700
Max. total gripping force (*)	kN	360	360	360	360	360
Max. speed	r.p.m.	550	450	380	340	280
Weight (without top jaws)	kg	690	930	1435	1860	2730
Moment of inertia	kg·m ²	89	183	364	565	1380
Hard top jaw (piece)	Id. No.	13086310	13086310	13086310	13086310	13086310
Soft top jaw (piece)	Id. No.	13046310	13046310	13046310	13046310	13046310
(*) at max.torque						
Id. No.		77137039	77137049	77137055	77137063	77137079

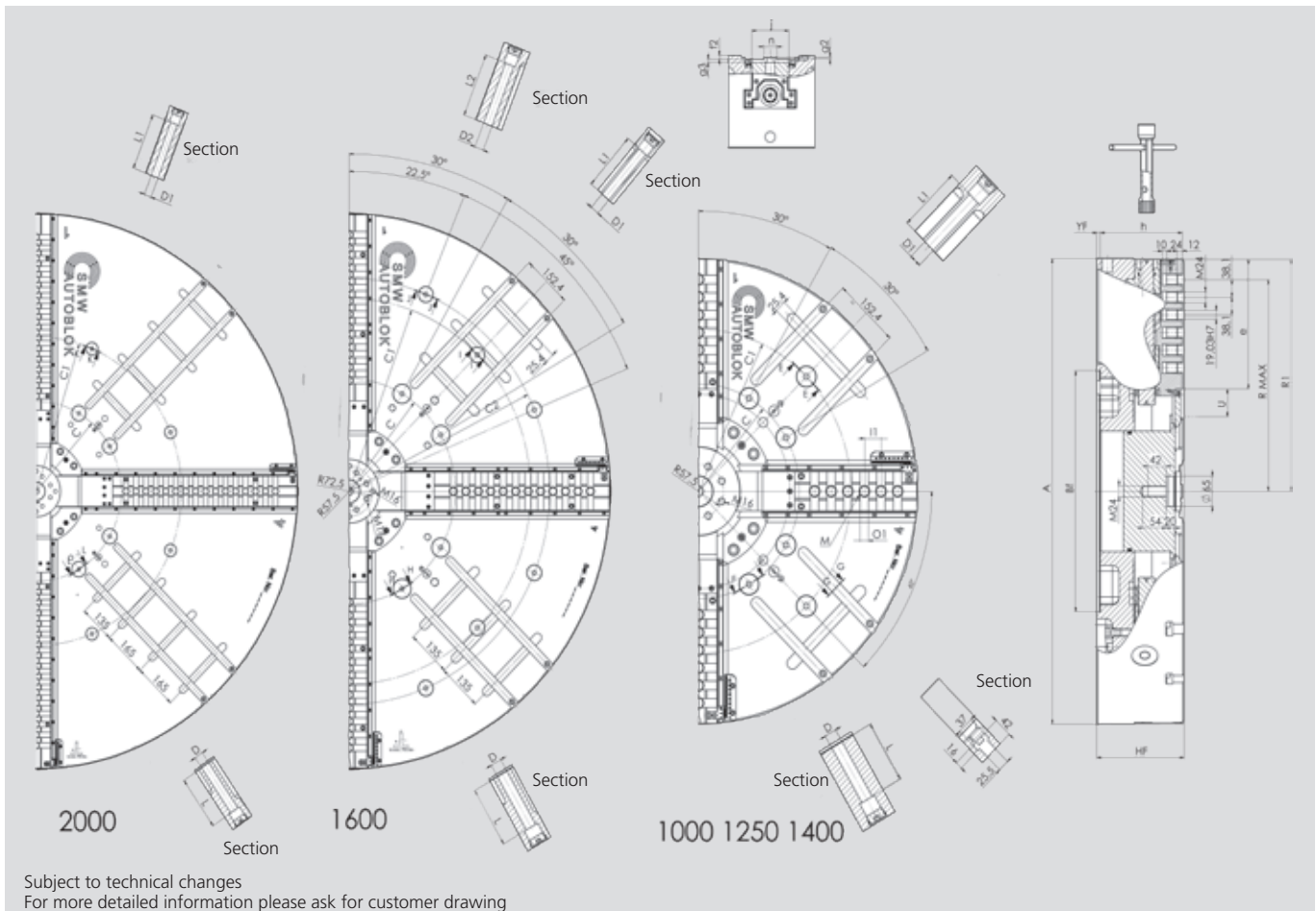
High precision 4 jaws independent manual chucks Ø 1000 - 2000 mm

- closed center
- 4 jaws (all diameters)

PTF

Tongue & groove
Manual clamping and radial setting of jaws

0



Subject to technical changes
For more detailed information please ask for customer drawing

SMW-AUTOBLOK Type			PTF 1000	PTF 1250	PTF 1400	PTF 1600	PTF 2000
Mounting			Z520	Z520	Z720	Z720	Z720
	A	mm	1005	1250	1400	1600	2000
	BF	H6 mm	520	520	720	720	720
	C	mm	463.6	463.6	647.6	647.6	647.6
	C1	mm	700	700	1110	1110	1110
	C2	mm	-	-	-	1226	-
	D	mm	27	27	33	33	33
	D1	mm	27	27	27	27	27
	D2	mm	-	-	-	27	-
	HF	mm	200	200	240	240	260
	L	mm	137	139	177	177	197
	L1	mm	145	145	177	173	205
	L2	mm	-	-	-	185	-
Chuck open	R1	mm	501	623	696	796	996
Chuck open	Rmax	mm	457	563	657	738	914
Radial stroke	U	mm	60	60	60	60	80
	YF	mm	8	8	8	8	8
	e	mm	280	402	439	536	704
	f2	mm	8	8	8	8	8
	g2	mm	4	4	4	4	4
	g3	mm	7	7	7	7	7
	h	mm	188	188	228	228	248
	j	mm	85	85	110	110	110
	l1	mm	38.1	38.1	38.1	38.1	38.1
	m	mm	M24	M24	M24	M24	M24
	n	h8 mm	30	30	30	30	30
	o1	H7 mm	19.03	19.03	19.03	19.03	19.03
Number of "o1" cross grooves			6	9	10	12	16
Number of "m" threads			6	9	11	12	16